



Inside This Issue...

Over 300 years of service	3
New genetic counselor.....	3
Iowa KidSight marks 10 years of preserving vision in kids.....	3
Spotlight on education.....	4
Alumni corner	4
Research news and awards.....	5
Mullins named to first Kolder professorship ..	6
Putting vision into action	7
New residents, fellows and faculty	8-9
Faculty and staff news	8-9
Graduation 2010	10
Iowa Eye annual meeting.....	11
Upcoming events	12

“...progress in ophthalmology is not just about pushing the frontiers of science but also about making sure those discoveries are distributed to those most in need.”

Seeing the world

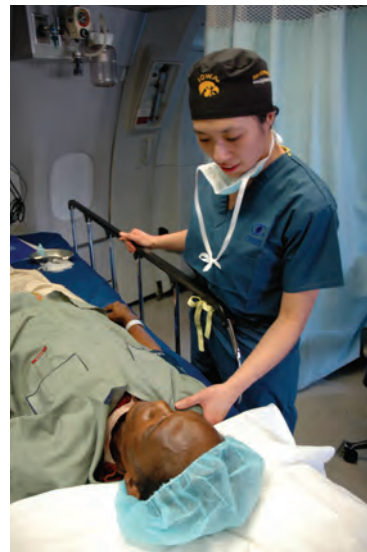
Iowa’s residents travel far and wide to expand their educational experiences

Over 52,810 miles and counting! That is the distance University of Iowa ophthalmology residents have traveled this year for international rotations. Globetrotting includes trips to Nigeria, the Philippines, India, and Peru. The rotations expose residents to health care delivery systems around the world and help shape practice and career choices.

Earlier this year **Janet Tsui, MD** ('11R), joined former UI retina fellow, **Narendra “Nick” Patel, MD** ('09F), on an ORBIS International mission to Kaduna, Nigeria for a week-long rotation on ORBIS’s flying eye hospital. Dr. Tsui supported the teaching and clinical activities of the visiting faculty members. She helped screen patients, teach trainees, perform postoperative exams, and prepare and give lectures on interesting cases. Tsui stated, “it was a wonderful opportunity to learn about how both ORBIS and developing countries such as Nigeria work to provide specialized eye care with limited resources and learn about the spectrum of ophthalmic diseases in another part of the world”. She added that her ORBIS mission, “was

inspiring to see professionals from very different cultures all working together on one project. It reminded me that progress in ophthalmology is not just about pushing the frontiers of science but also about making sure those discoveries are distributed to those most in need.”

On a similar ORBIS trip, **Gina Rogers, MD** ('11R), traveled with **Keith Carter, MD**, professor of ophthalmology and department head, and colleagues from around the world to Manila, Philippines. The experience confirmed an earlier belief of Dr. Rogers, “As a medical student, I spent a summer doing international work and know that I would like to have the opportunity to practice in-



Janet Tsui, MD with a patient aboard the ORBIS flying eye hospital



Gina Rogers, MD, with patient



Ophthalmology

U.S. News & World Report ranks the University of Iowa Department of Ophthalmology and Visual Sciences as the number six program in the nation.

ternational ophthalmology once I'm established."

The international rotation, now formally part of UI's residency education program for the first time, exposes third-year residents to different cultures and eye care professionals across the globe. During the rotation, residents are often paired with Iowa alumni who are traveling on international missions and making their own contributions to global eye care.

Another pairing between current and past residents included **Emily Birkholz, MD** ('11R), who joined cornea special-

Contact us

Department of Ophthalmology
and Visual Sciences

200 Hawkins Dr., 11136 PFP

Iowa City, IA 52242-1091

Department General Information:

319-356-2864

319-356-0363(fax)

Appointment Scheduling:

319-356-2852

UI Consult for referring physicians:

800-332-8442

CME Programs: 319-356-4475

UI Health Access for general public:

800-777-8442

Email: iowaeyecare@uiowa.edu

Visit our web sites at:

<http://webeye.ophth.uiowa.edu>

<https://carverlab.org>

Iowa Vision is published for friends
and alumni of the Department of
Ophthalmology & Visual Sciences.

Director of External Relations, Joe Schmidt

joe-schmidt@uiowa.edu

Associate Editor and Designer, Trish Duffel

trish-duffel@uiowa.edu

Photography: Brice Critser, Stefani

Karakas, Randy Verdick

Contributors: UI Foundation, Becky Soglin



Drs. Sudeep Pramanik and Emily Birkholz performing surgery

ist, **Sudeep Pramamik, MD** ('05R, '06F), on a trip to India where they provided medical care and trained with residents at the Prabha Eye Clinic and Vittala Eye Hospital in Bangalore. The two also traveled to a hospital in Yelandur, a tribal village at the foothills of the Ghat Mountains, to perform cataract surgeries and other sight-saving procedures. "There was definitely interesting pathology to see," mentioned Birkholz, adding, "It was certainly a very eye-opening experience in many ways."

Traveling southward from Iowa, **Leslie Pham, MD** ('11R), joined pediatric ophthalmologist **Deborah Lenahan, MD** ('01F), on a week-long trip with Vision Health International to the coastal city of Piura, Peru. While there, Dr. Pham assisted with triage duties and in the operating room. She was also exposed to a developing form of a universal health care system. According to Pham, "It was the best experience of my career so far." Dr. Lenahan,



Drs. Deb Lenahan and Leslie Pham examine a young patient

who completed her fourth trip to Peru, commented that "the goal of her work in Peru is to 'pass the torch.' That means not only teaching the local doctors how to take better care of their own, but also fostering interest in young doctors to continue their (outreach) efforts for years to come."

Noted **Tom Oetting, MD**, professor of clinical ophthalmology and residency program director, "The international experience has already paid amazing dividends for our program despite just getting started." He added, "Our residents have helped to bring their experiences home to share their understanding of the system of care and need for ophthalmic services across the world. The program has brought together our residents and alumni in a way that gives participating residents a new and often practical perspective on the profession."

To support resident education and training, visit: www.givetoioowa.edu/eye

Crew from Animal Planet's popular TV series, *Monsters Inside Me*, were on hand to film an episode featuring John Matthews (4th from left), Dr. Jim Folk, and staff from the Vitreoretinal service. Mr. Matthews sought treatment at the UI for an infection due to a worm in his eye.

On location



Over 300 years of service

The UI Department of Ophthalmology and Visual Sciences benefits from the longevity of many staff members who deliver patient care and support the department. This group represents 317 years of collective service.



(start year in parentheses):
Front: Kim Johnson (1982), Pat Smith (1977), Benita Carney (1970), Sarah Smith (1976), and Kathleen Jacobson (1989). Back: Pat Zahs (1973), Marlys Bartling (1967), Bill Carney, Barb Murphy (1984), Connie Hinz (1975), and Kathy Burkle (1990).

New genetic counselor

The Pediatric Ophthalmology service added a new genetic counselor. Tiffany Grider, MS, CGC, joins The University of Iowa from St. Vincent's Hospital in Manhattan, New York. She supports efforts of the Pediatric Genetics clinic and Vitreoretinal service and is an integrated team member of the Carver Nonprofit Genetic Testing Laboratory.



The first genetic counselor for UI's eye clinic, Grider receives referrals from faculty for individuals and families with hereditary eye disorders who are interested in

genetic counseling services. She helps patients understand the natural history of the disorder, the inheritance pattern in the family, the risks for future children and other family members, and the availability of testing options.

Thousands of infants and preschoolers in Iowa have received the eye care they needed thanks to Iowa KidSight, a joint project of Lions Clubs of Iowa and the Department of Ophthalmology and Visual Sciences. The program celebrated its 10th anniversary last May.

Since its inception, Iowa KidSight has provided nearly 171,000 free screenings for children ages 6 months to 6 years. Assessments check for eye problems related to misaligned eyes, cataracts and problems that can be corrected with eyeglasses. Of the children screened in the past decade, over 7,400 have been given referrals to see an eye care professional for further evaluation and vision-preserving treatment.

The program also enjoyed recent recognition from the Lions Clubs of Iowa being awarded the Warren Coleman Honorary Award for service emblematic of the ideals of the Lions Clubs.

Iowa KidSight marks 10 years of preserving vision in kids



From left: Dennis Crabtree, Lions Clubs of Iowa Program Director; Lori Short, Iowa KidSight Program Coordinator; Wendy Cadena, Iowa KidSight Office Coordinator; and Wanda Pfeifer, Photo Interpreter and Trainer for Iowa KidSight.



To find out more about Iowa KidSight or support their efforts to preserve vision in children, call 319-353-7616 or visit www.IowaKidSight.org.

Jerry and Nancy Foster shared an "eyeball" cake in appreciation for the care Mr. Foster received from Dr. Culver Boldt and the staff of the Vitreoretinal service.



Spotlight on education

EyeRounds update

The free educational portal for ophthalmologists and ophthalmologists-in-training—EyeRounds.org—has added several new cases and tutorials. EyeRounds' newest addition is a Video Atlas of Ophthalmology. This feature will grow as new content is added. Check out all the latest content at: www.EyeRounds.org

EyeRounds.org is funded through the generous support of the Iowa Eye Association.



Alumni corner

Andrew P. Doan, MD, PhD ('05R), was selected for the Academy Leadership Development Program Class of 2011.

John R. Kinder, MD ('00R), was named Fellow of the American College of Surgeons. He is a practicing partner with Eye Consultants, Cape Girardeau, Missouri.

Donald H. Beisner, MD ('64MD, '70R), died peacefully in his home in Springfield, Missouri, on June 25, 2010, following a battle with cancer. Dr. and Mrs. Beisner have contributed generously to the UI Carver College of Medicine and the Department of Ophthalmology & Visual Sciences. His legacy continues through the Donald H. Beisner, MD and Judith Gardner Beisner Professorship of Vitreoretinal Diseases and Surgery currently held by Dr. James C. Folk.



Gina Rogers, MD ('11R), and **Esther Hong, MD ('12R)**, joined colleagues from the Iowa Academy of Ophthalmology in Washington, D.C. at the AAO 2010 Mid-Year Forum and Congressional Advocacy Day.



From left: Keith Carter, MD, Esther Hong, MD, U.S. Congressman Dave Loebsack (D-IA), and Gina Rogers, MD

Iowa Academy of Ophthalmology Executive Director, Tess Young, JD, and President, Christopher Hauptert, MD ('94MD), visit with Drs. Hong and Rogers

UI resident honored for humanism in medicine

Third-year ophthalmology resident, **Jason Brinton, MD ('11R)**, was chosen by University of Iowa Carver College of Medicine third-year medical class to receive one of the Arnold P. Gold Foundation's 2010 Humanism and Excellence in

Teaching Awards. Awards honor faculty members, students and residents who demonstrate the highest standards of compassion and sensitivity in their interactions with patients, colleagues and the public.

Research Day awards

The annual P.J. Leinfelder Awards, given for the top research poster and presentation from Research Day 2010, were announced during the Iowa Eye Annual Meeting. This year's distinguished group includes:

Best Resident Paper: **Emily Birkholz, MD ('11R)**; Best Fellow Paper: **Juan Fernandez de Castro, MD ('09F)**; Best Poster: **Gina Rogers, MD ('11R)**

The next Research Day is April 21-22, 2011. Residents, fellows, orthoptic trainees, medical students and other vision research scholars showcase their research interests and projects through a poster session and presentations. Anyone interested in the innovative vision research taking place at The University of Iowa is welcome to attend.



Emily Birkholz, MD (l), Gina Rogers, MD (r)



Juan Fernandez de Castro, MD, (l) Michael D. Wagoner, MD, PhD, (r) Research Day advisor

Received any special distinction or had a change in contact information? Let us know what you are up to. Email us at iowaeyecare@uiowa.edu


Research news

NIH funds UI study on treating age-related macular degeneration

An interdisciplinary team of scientists at The University of Iowa was awarded a five-year, \$2.8 million grant from the National Eye Institute to improve how doctors manage treatment for patients with the wet form of age-related macular degeneration (AMD).

The study focuses on making better use of three-dimensional imaging and analysis to allow physicians to know when a treatment is being effective.

The team is jointly led by **Michael Abramoff, MD, PhD**, associate professor of ophthalmology and visual sciences, and



Three-dimensional images help physicians detect and measure the fluid-filled regions that cause vision loss in 'wet' age-related macular degeneration. Measurements are then used to predict the optimal treatment for patients.

electrical and computer engineering, and **Milan Sonka, PhD**, professor and chair of electrical and computer engineering and professor of ophthalmology and visual sciences.

“Effective treatments involving

injections into the eye have recently become available to restore vision for people with the wet form of AMD,” Abramoff said. “These treatments have benefits, but they are costly and the risk of serious side effects to the eye increases with repeated injections. Our study goal is to learn how to tailor dosing for each patient so that the minimal necessary number of injections is used.”

The treatments being studied include the drugs Lucentis® (ranibizumab) and Avastin® (bevacizumab). These drugs prevent a protein called vascular endothelial growth factor (VEGF) from causing blood vessels to overgrow and damage the eye. The “anti-VEGF” activity of the drugs can slow down or stop vision loss, but the drugs must be carefully used.

The study will examine how advanced imaging—known as three-dimensional optical coherence tomography—and related image analysis can be used to assess changes in the macula and retina of patients’ eyes. These changes can reveal how well a person is responding to anti-VEGF treatment and thus help doctors provide proper treatment timing and care.

“The physicians cannot do their work without the engineers, and the engineers cannot do their work without the physicians. It’s an important collaboration that makes research possible.”

Because the imaging provides so much data, computers are needed to help interpret the information. The imaging approach also builds on two decades of collaborative research at the UI, said Sonka, who also is co-director of the Iowa Institute for Biomedical Imaging.

“We have learned a great deal by working with UI cardiologists and radiologists about how to manage three-dimensional data,” Sonka said. “We can now apply this experience efficiently to other areas, including ophthalmology. The physicians cannot do their work without the engineers, and the engineers cannot do their work without the physicians. It’s an important collaboration that makes research possible.”

VA funds research related to traumatic brain injury

The Department of Veterans Affairs (VA) Rehabilitation and Research Division is providing \$1 million to fund a University of Iowa-led study on the prevention of hemorrhage and death after traumatic brain injury.

UI’s research team is led by **Randy Kardon, MD, PhD**, professor of ophthalmology and visual sciences, and director of the neuro-ophthalmology service. Dr. Kardon is joined by co-principal investigators and collaborators from Iowa State University, Case Western Reserve University and others at the University of Iowa.

The funding, spread over four years, will support efforts to characterize the effects of blast injury on the function and structure of the brain and visual system (retina, optic nerve, visual radiations, and visual cortex).

Proposed experiments in the study have a high relevance for the treatment and rehabilitation of wounded soldiers exposed to blast injury and trauma and are consistent with current top priorities of the Veterans Administration and Department of Defense in terms of advanced care for blast-induced traumatic brain injury.

Mullins named to first Kolder professorship

Robert F. Mullins, PhD, associate professor of ophthalmology and visual sciences, was selected as the inaugural recipient of the Hansjoerg E.J.W. Kolder, MD, PhD, Professorship in Best Disease Research.

The professorship was established in the UI Carver Family Center for Macular Degeneration through a gift jointly made by Martin G. and Ruth A. Carver of Muscatine, Iowa, and an anonymous donor to honor Kolder, who joined the UI in 1968 and became an emeritus professor in 1995.

Dr. Kolder made important contributions to electro-oculography.

This method was used to diagnose Best disease, which is a hereditary form of progressive macular degeneration, before molecular testing was developed. Kolder also excelled as a clinician and surgeon and taught residents for more than 20 years.



“This professorship allows us to honor Dr. Kolder’s considerable legacy in a most appropriate and fruitful way—advancing his pioneering research in Best Disease,” said **Edwin Stone, MD, PhD**, director of the Carver Family Center for Macular Degeneration, and holder of the Seamans-Hauser Chair in Molecular Ophthalmology. As a mentor to Mullins, Stone added, “The occasion of this professorship recognizing Robert Mullins and his outstanding work further validates the collaborative nature of our research program. Collaboration is an important part of Iowa’s culture, one that continues to distinguish us from our peers.”

Mullins joined the UI in 2001. He heads the Chorioretinal Degenerations Labo-

ratory and currently holds a secondary appointment in molecular physiology and biophysics. His primary research interests include the genetics and cell biology of Best disease, the disease mechanism of age-related macular degeneration, especially the role of the choriocapillaris, a layer of tiny blood vessels that help provide oxygen and other essentials to the outer layer of the eye.



“This professorship allows us to honor Dr. Kolder’s considerable legacy in a most appropriate and fruitful way—advancing his pioneering research in Best Disease”

Excellence award goes to Casavant

Thomas L. Casavant, PhD, professor of electrical and computer engineering, with a joint appointment in ophthalmology and visual sciences, received the University of Iowa College of Engineering Faculty Excellence Award for Research. Casavant holds the Roy J. Carver Chair in Bioinformatics and Computational Biology and also serves as co-principal investigator of the John and Marcia Carver Nonprofit Genetic Testing Laboratory.

The award recognizes Casavant’s work helping researchers to determine the genetic basis of disease and helping train young graduates in the life sciences to conduct biomedical problem solving using modern computational methods.



Kardon elected as ARVO Fellow

The Association for Research in Vision and Ophthalmology (ARVO) inducted **Randy H. Kardon, MD, PhD**, professor of ophthalmology and Pomerantz Family Chair in Ophthalmology, into its 2010 class of distinguished Fellows. The title of ARVO Fellow is an honor established in 2009 to recognize current ARVO members for their individual accomplishments, leadership and contributions to the Association. ARVO Fellows serve as role models and mentors for individuals pursuing careers in vision and ophthalmology research.



Putting vision into action

When faced with the prospect of losing his vision and the ability to enjoy the theatre, Robert J. “Bob” Assink took action. It was a sobering and frightening possibility for someone with a long-time appreciation for the theatre arts—a very visual experience—in both his professional and personal life.

Assink, who lives in Cedar Rapids, made a sizable bequest to the University of Iowa Foundation to create the Robert J. Assink Glaucoma Fund, which will support research for prevention and treatment of the disease within the Department of Ophthalmology and Visual Sciences.

He established the fund to assist **Young Kwon, MD, PhD**, Clifford M. and Ruth M. Altermatt Professor of Glaucoma, with his clinical care, teaching, and research—and more broadly, to support the department’s mission of excellence.

When Assink, who received a B.A. degree in speech and theatre from the University of Northern Iowa in 1962, visited his local ophthalmologist, David Puk, MD (‘92MD), for

a routine eye exam, Puk diagnosed him with glaucoma and immediately referred him to Kwon. Assink was impressed with the connection between Puk and Kwon, as well as the level of service and expertise he received at the UI. Because of Kwon’s professional, patient, and personal manner, Assink felt he was in good hands.

To help maintain the quality of care in the department of ophthalmology, as well as improve the treatments for glaucoma, he has participated in several research studies. Now, through the fund he has established, Assink will be able to help

even more with the fight against glaucoma.

Assink, who retired in 2002, spent his career teaching high school speech, theatre, and other language arts, and is highly committed to supporting education at all levels. Through his treatment for glaucoma at the UI, he has seen how research and education go hand in hand in an academic medical center like that of UI Hospitals and Clinics.

“Without the work of the department and



“Without the work of the department and my highly skilled doctors, I might be blind right now”

There is something you can do

The University of Iowa Department of Ophthalmology and Visual Sciences is proud to be recognized as one of the best eye care and research programs in the country. Private support allows us to sustain and increase our margin of excellence in patient care, education and research in ophthalmology and the visual sciences. If you are interested in supporting our mission, please visit:

www.givetoioiowa.org/eye

For information about how your contribution can have an impact, please contact:

Mitch Beckman
Executive Director of Development
UI Foundation
800-648-6973 or
mitch-beckman@uiowa.edu

my highly skilled doctors, I might be blind right now,” said the Cedar Falls, Iowa, native. “I just really needed to support this. It is critical to support researchers with good ideas who need funding to develop their work.”

Leave a legacy

Charitable gifts made through an estate are a wonderful way to provide lasting support for the University of Iowa Department of Ophthalmology and Visual Sciences and Carver Family Center for Macular Degeneration. For more information on bequests, gifts of retirement plan assets, charitable gift annuities, or other gift planning strategies, please contact the UI Foundation at 800-648-6973 or visit www.givetoioiowa.org/eye

“I love your clinic. You have made such a difference in my vision. I consider you in the miracle business.” - Carol, Eustis, FL

Welcome our new residents and fellows

Residents



John J. "Joey" Brinkley, MD
BA (Biochemistry), Rice University;
MD, Baylor College of Medicine




John J. Chen, MD, PhD
BA (Biology & Cognitive Science),
University of Virginia; PhD, University of
Virginia, Neuroscience; MD, University of
Virginia, School of Medicine

Amanda "Amy" C. Maltry, MD
BS (Biology), Iowa State
University; MD, University of
Wisconsin Medical School



Jordan J. Rixen, MD
BS (Biology), Iowa State
University; MD, University
of Iowa Carver College of
Medicine



Meredith A. Saylor, MD
BA (Sociology), Princeton
University; MD, University of
Minnesota Medical School



Fellows

James H. Burden, MD
Glaucoma

BS (Biology), Erskine College; MD, Medical College of
South Carolina; Ophthalmology Resident, Walter Reed
Army Medical Center, Washington, DC



Michael Floyd, MD

Pediatric Ophthalmology & Strabismus
BS, MPH, University of Utah; MD, George
Washington University; Ophthalmology Resident,
University of Kansas, Kansas City



Alex W. Cohen, MD, PhD
Cornea/External Disease
BS (Biochemistry), University of Arizona; MD, PhD
Molecular Pharmacology, Albert Einstein College of
Medicine; Ophthalmology Resident, University of Iowa



Scott R. Haines, MD
Neuro-Ophthalmology
BA (Chemistry), Brigham Young University; MD,
University of Maryland; Neurology Resident,
Wake Forest University Baptist Hospital


Andrew Davis, MD
Retina

BS (Zoology), Brigham Young University; MD, New York
Medical College; Ophthalmology Resident, San Antonio
Uniformed Services Health Education Consortium




Brock Roller, MD

Retina
BA (Biology) University of California, Santa Cruz;
MD, University of Rochester School of Medicine;
Research Fellowship, UCLA, Jules Stein Eye
Institute; Ophthalmology Resident, University of
Iowa



Alina V. Dumitrescu, MD
Genetics Research
MD, Victor Babes University of Medicine and
Pharmacy, Timisoara, Romania; Internship, County
Hospital of Timisoara, Romania; Ophthalmology
Residency, Victor Babes University of Medicine and
Pharmacy; Molecular Ophthalmology and Glaucoma
Scholar, Fellow, Pediatric Ophthalmology University of
Iowa



Lucas J. A. Wendel, MD
Medical Retina
BS (Biological Sciences), University of Notre
Dame; MD, University of Iowa Carver College of
Medicine; Ophthalmology Resident, University of
Iowa

Weingeist retires

After 34 years of dedicated service, **Thomas Weingeist, PhD, MD**, retired from The University of Iowa in June. Weingeist joined the faculty in 1976 and was the department's fifth Chair. During his nearly 20 year tenure as Chair, Dr. Weingeist led the department through a number of expansions and improvements including the transition into a new facility in 1996. He stepped down as Chair in 2005 to allow more time to pursue



his research and clinical work as a professor of ophthalmology and physician in the Vitreoretinal service.

Those interested in making a donation to the department in honor of Dr. Weingeist's career may support the Thomas Weingeist Ophthalmology Endowment Fund. Contact 319-384-8529 or joe-schmidt@uiowa.edu for more information.

New faculty join the team



Retina service adds Elliott H. Sohn, MD

Dr. Sohn joins the department as assistant professor of ophthalmology. He comes from the Doheny Eye Institute in Los Angeles, CA, where he completed fellowship training in Vitreoretinal Surgery.

Areas of clinical focus include diabetic retinopathy (complex traction retinal detachment), rhegmatogenous retinal detachment repair, macular/retinal degenerations, and inherited retinal disorders. Research interests include novel therapies for inherited retinal disorders/degenerations, gene discovery, intraocular fibrosis associated with proliferative diabetic retinopathy and proliferative vitreoretinopathy.



Matthew J. Thurtell, MSc, BSc, MBBS, joins neuro-ophthalmology service

Dr. Thurtell joins the department as assistant professor of ophthalmology and neurology. He comes from the Emory University Hospital in Atlanta, GA, where he completed fellowship training in Neuro-ophthalmology.

His clinical interests include all aspects of clinical neuro-ophthalmology, with special interest in eye movement disorders and particularly nystagmus. Research interests include eye movement physiology and disorders, central eye movement disorders, and eye movement perimetry, as well as idiopathic intracranial hypertension, optic neuropathy, and clinical neuro-otology.



Budd Tucker, PhD, joins the Carver Family Center for Macular Degeneration

Dr. Tucker joins the University of Iowa as assistant professor of ophthalmology. He comes from the Schepens Eye Research Institute, Harvard Medical School in Boston where he began as a post-doctoral research fellow and was promoted to faculty.

He is a 2010 recipient of the prestigious NIH Director's New Innovator Award. The program supports a small number of early stage investigators of exceptional creativity who propose bold and highly innovative new research approaches that have the potential to produce a major impact on broad, important problems in biomedical and behavioral research.

His research expertise and interests are focused on the use of state-of-the-art stem cell and tissue engineering technologies to treat blinding retinal degenerative diseases such as retinitis pigmentosa and age-related macular degeneration.

Staff news and events




Staff and friends of the Iowa Lions Eye Bank participated in the 1st Annual C.A.R.E. EAST 5k and 10k Run and Walk in North Liberty, Iowa. The event raised nearly \$10,000 to support organ, eye and tissue donation awareness.



Former perimetry technician, Benita Carney, poses in front of new Perimetry service signs that recognize the service and contributions she and Miriam Leinen made to the department and to the field of perimetry.

Congratulations to our 2010 graduates


Tara Bragg (Orthoptics) is remaining in the Department as a staff orthoptist



Eva Lutz (Orthoptics) is moving to Dallas, Texas to join the staff of Children's Medical Center




Yanjun "Judy" Chen, MD, PhD (Neuro-Ophthalmology Fellow) is pursuing a second-year Research Fellowship with Dr. Randy Kardon to continue her interests in pupil research




Jill S. Melicher, MD (Oculoplastics Fellow) enters private practice at Minnesota Eye Laser & Surgery Centers in Bloomington, Minnesota




Alex Cohen, MD, PhD (Resident) is staying for a Fellowship in Cornea and External Diseases



Matthew P. Rauen, MD (Cornea Fellow) enters private practice in the Quad Cities at the Virdi Eye Clinic in Bettendorf, Iowa



Alina Dumitrescu, MD (Pediatric Ophthalmology Fellow) remains as the Pediatric Genetics Fellow



A. Brock Roller, MD (Resident) is staying to do a two-year Retina Fellowship



Kori A. Elkins, MD (Retina Fellow) joins a multi-specialty practice called Tidewater Eye Centers, PC in Virginia Beach, Virginia



Rizwan Somani, MD (Retina Fellow) joins the University of Alberta, Edmonton, as an assistant professor




Juan Fernandez de Castro, MD (MOL Fellow) continues his research as a postdoctoral associate at The University of Louisville, Department of Ophthalmology and Visual Sciences




Kirk A. Sturridge, MD (Glaucoma Fellow) is joining a multi-specialty private ophthalmology group, Eye Center South in Dothan, Alabama



Nandini G. Gandhi, MD (Resident) is continuing her studies with a Fellowship in Pediatric Ophthalmology at Duke University



Lucas J.A. Wendel, MD (Resident) is staying for a one-year Medical Retina Fellowship



Graduation celebration

Residents from the class of 2010 and completing Fellows celebrated with family members and colleagues in the University of Iowa Kinnick Stadium press box. In addition to the camaraderie and video skits that go along with graduation, awards for the following were also announced:

Resident Teaching Award:


Nandini Gandhi, MD

Faculty Teaching Award:

Thomas Weingeist, PhD, MD

Fellow Teaching Award:

Matthew P. Rauen, MD



Resident class of 2010

Ophthalmologists and alumni gather for Iowa Eye annual meeting

Colleagues from Iowa and beyond gathered for this year's Iowa Eye Annual Meeting to hear distinguished speakers and advance their knowledge of ophthalmology. The banquet, held at the Coralville Marriott Hotel and Conference Center, featured the "passing of the torch" from retired ophthalmologists to the newly minted resident and fellow graduates.

Next year's Iowa Eye Annual Meeting will be held on June 17-18, 2011 in conjunction with the Midwest Glaucoma Society meeting.



Braley Lecturer Albert M. Maguire, MD (center) with Steve Russell, MD and Arlene Drack, MD



Wolfe Foundation Lecturer Joel S. Schuman, MD (l), with Michael D. Abramoff, MD, PhD (r)

Iowa reception at AAO-MEACO Meeting

Make plans to join us in Chicago

Sunday, October 17, 2010

6:30 – 9:30 PM

Intercontinental Chicago Hotel

505 N. Michigan Avenue





University of Iowa Hospitals and Clinics
Department of Ophthalmology and Visual Sciences
200 Hawkins Dr., 11136 PFP
Iowa City, IA 52242-1091

If you would like to receive this publication electronically or be removed from the mailing list, please send an email specifying your desire to: iowaeyecare@uiowa.edu

Upcoming events

Join us in Iowa City for our Clinical Conference Series where we explore and discuss relevant and interesting clinical topics in Ophthalmology.

The 2010-2011 Clinical Conference Series includes:

Nov. 5	<i>Cornea</i> - Schaeffer C.G. Tseng, MD, PhD, Medical Director, Ocular Surface Center, Miami, FL	Oct. 15-19	AAO – MEACO Joint Meeting , Chicago
Dec. 3	<i>Oculoplastic Surgery</i> - Raymond Douglas, MD, PhD, University of Michigan	Oct. 17	Iowa Eye Association Alumni Reception, AAO Annual Meeting , Chicago (details inside)
Feb. 4	<i>Cataract/Comprehensive</i> - Brian Little, BSc, MA, FHEA, FRCS, FRCOphth, London Medical Center, Moorfield's Eye Hospital (Wolfe Foundation Lecturer)	Nov. 5	Ophthalmic Nurse/Technician Conference , Coralville
Mar. 4	<i>Uveitis</i> - Jennifer Thorne, MD, Wilmer Eye Institute	Apr. 21-22, 2011	Research Day 2011 , Iowa City
Apr. 1	<i>Neuro-Ophthalmology</i> - R. John Leigh, MD, Case Western Reserve University	Apr. 29, 2011	13th Annual Iowa Optometric Conference , Iowa City
		May 1-5, 2011	ARVO Annual Meeting , Fort Lauderdale
		Jun. 17-18, 2011	Midwest Glaucoma Society and Iowa Eye Annual Meeting , Iowa City
		Jun. 27, 2011	Resident and Fellow Graduation , Iowa City

Check out our web site for the latest dates, topics, and event information at <http://webeye.opth.uiowa.edu>