



Helping people see the other side of disabilities



Photo courtesy of Tim Schoon/UI University Relations.

Early in his career, writer and college professor, **Steve Kuusisto, MFA**, lost his job in a round of budget cuts. Blind since birth, Kuusisto contacted an agency that served people with impaired vision to ask for help transitioning to a new academic position. Their advice to him: “There’s a factory down the road that makes plastic lemons. They hire blind people.”

He managed to avoid the plastic lemon factory and shape an impressive career as an author, educator, and advocate for people with disabilities, a path that recently led him to the University of Iowa. He shares his story to illustrate a point: sometimes even those working to help people with disabilities consign the disabled person to a second-class, defective status. That thinking is something Kuusisto is working to change.

“We’re looking at the prospect nowadays that disability is simply a social construction – in other words, if you made the right accommodations, disability would disappear. The only way you can have a disability is to create environments that disable people.”

Kuusisto (pronounced COO-sis-toe) joined the UI faculty with appointments in both the College of Liberal Arts and Sciences and the Roy J. and Lucille A. Carver College of Medicine. A graduate of the UI Writers’ Workshop and a best-selling author, he was recruited to help develop disabilities programming across academic departments.

In the Department of English, he teaches creative non-fiction, memoir and essay writing, and develops courses in the area of disabilities studies – an interdisciplinary look at how cultural and historical forces shape the public’s view of disability.

Disabilities, says Kuusisto, are another form of human diversity, and they are just as difficult and necessary to talk about as are issues of sexuality, gender, and race. Disability awareness and sensitivity is something Kuusisto feels strongly about.

“We’re looking at the prospect nowadays that disability is simply a social construction – in other words, if you made the right accommodations, disability would disap-

Continued on Page 2



University of Iowa professor Steve Kuusisto (right) meets with physicians to discuss cases and provide input on treatment options. Kuusisto shares his perspective on what a person who is in danger of losing sight might be feeling. Photo courtesy of Brian Ray/The Gazette.

IN THIS ISSUE

Patient Care
pages 2-3

Resident & Education Updates
page 4

Research Awards
pages 5-6

Philanthropy
page 7

Faculty & Staff News
pages 8-9

Events & Activities
pages 10-11

pear,” Kuusisto says. “The only way you can have a disability is to create environments that disable people.”

Blindness shapes his teaching and writing, giving him interesting stories that he tells from the perspective of “sightseeing by ear.” He also serves as an example that resources, technology and opportunities exist for people with disabilities and, specifically, for the blind.

On the health campus, the public humanities scholar works with physicians and researchers to help promote awareness regarding issues of disability. He meets regularly with UI ophthalmologists, residents, medical students, and scientists



In a Morning Rounds session, Steve Kuusisto explains how assistive technology can be used by the blind and visually impaired to improve their lives.

“When treating someone with vision loss, it is important to know about their lifestyle, support system, and interests in order to offer them full assistance.”

who study and treat vision loss, offering a personal perspective to their understanding of blindness as well as the emotional and psychosocial needs of the blind. “When treating someone with vision loss,” Kuusisto says, “it is important to know about their lifestyle, support system, and interests in order to offer them full assistance.”

“Steve has encouraged us to continue our work to reduce blindness through surgical or medical treatments while being sensitive to the needs of people who are visually impaired and working to help them in every way possible. He puts into perspective that these are not separate things, that they’re actually aligned,” says **Edwin Stone, MD, PhD**, professor of ophthalmology and director of the Carver Family Center for Macular Degeneration, who was instrumental in recruiting Kuusisto.



Kuusisto periodically meets with physician, researchers and medical students to help them understand the human side of blindness. His guide dog, Nira, rests in the background. Photo courtesy of UI University Relations.

Kuusisto’s written works include *Planet of the Blind*, a personal memoir published in 1998 which was a *New York Times* Notable Book of the Year. Other works include the poetry collection *Only Bread, Only Light* and his latest nonfiction book, *Eavesdropping: A Memoir of Blindness and Listening*, which tells of his experience traveling the planet to sightsee by ear. His blog may be found at:

www.planet-of-the-blind.com

Read more about Kuusisto at:

www.uiowa.edu/be-remarkable/portfolio/people/kuusisto-s.html

Portions of this article first appeared in *fyi*, the University of Iowa’s faculty and staff newspaper. Reprinted with permission.

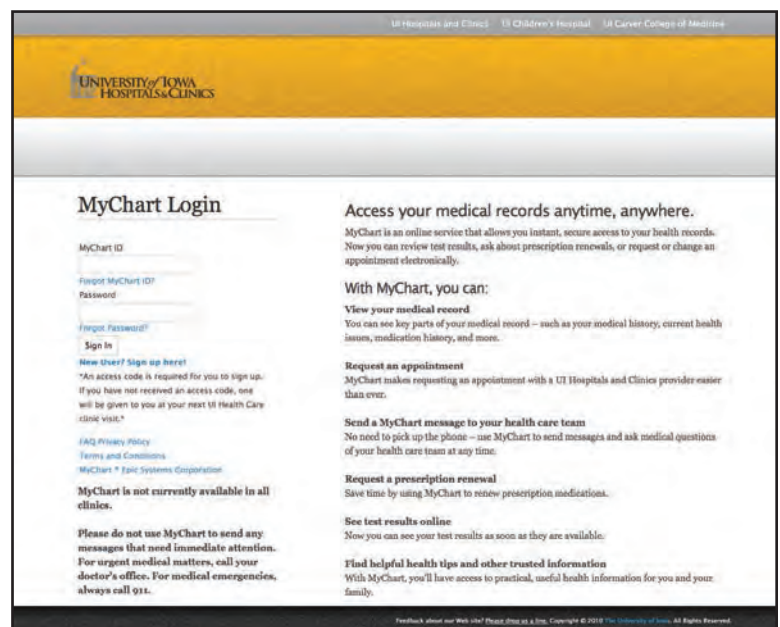
New technology improving patient access to information

Patients seen in the Department of Ophthalmology and Visual Sciences and several other clinic areas now have secure, web-based access to electronic versions of their medical records.

Since October 2010, over 13,750 patients have become active users of MyChart®, an online system where patients can review lab results, request or change appointments, print eyeglass prescriptions, handle medication prescription refills, and ask medical questions.

“Our patients have shown considerable interest in signing up and using MyChart,” said **Sarah Smith, RN, MA, CRNO, COA**, nurse manager of the eye clinic. She adds, “they enjoy the convenience and features that are available.”

MyChart® is a feature of Epic, the electronic medical record and order-entry system for all patient care and ancillary services. The system is being implemented on a clinic-by-clinic basis at UI Hospitals and Clinics.



www.uihealthcare.org/MyChart

Stories of Hope: Searching for answers, finding relief

For Allen Loe, flying has always been a passion. This passion led him to a career where he is responsible for ground and aerial programs at a national mosquito control company based in Little Rock, Ark. Unfortunately, failing vision due to a serious corneal infection grounded Allen several years ago.

Allen's condition actually started much earlier in life. Mistreatment of a fungal infection in his left eye when he was eight years old led to a cornea transplant by his local ophthalmologist nearly 50 years ago. His vision stabilized for a time but the cornea graft eventually began to fail. He began to experience considerable pain in his eye while the increased pressure and sensitivity to light caused him to squint all the time. To make matters worse, a cataract developed in his left eye further limiting his vision. Doctors were uncertain there was any hope for Allen regaining useful vision and at one point recom-

mended removing his left eye to resolve the pain and pressure.

Determined not to give up, Allen and his wife Abigail turned to the Internet for other options or answers. Their search eventually led to videos about cataract surgery posted at eyepodvideo.org and eyerounds.org, ophthalmic training websites hosted by the University of Iowa Department of Ophthalmology and Visual Sciences.

The Loes were encouraged by what they saw and contacted the UI to inquire about Allen's condition and find out what could be done to save his eye. Before they knew it, Allen had an appointment to be evaluated in our cornea and refractive disease service.

From the beginning **Michael Wagoner, MD, PhD**, professor of ophthalmology, and **Jason Brinton, MD ('11R)**, third-year resident, were confident that they would be able to stop the pain, straighten his

eye, and restore the vision in his eye. A couple of weeks later Allen returned to Iowa City for surgery.

Iowa physicians performed a "triple procedure," a combination of penetrating keratoplasty (full thickness corneal transplant), cataract extraction, and intraocular lens implantation. The surgery went smoothly and successfully eliminated the pain and extreme sensitivity to light in Allen's eye.



Allen Loe (left)

"I was so impressed with the efficiency of the tests and procedures" said Allen, who added "I was also pleased with all the people and tremendous facilities. The results are more than I ever expected."

Today, Allen's eyesight continues to improve. He has regained more peripheral vision, making driving easier and safer. He also looks forward to getting his pilot's license back and returning to flying soon.

What our patients are saying...

"I can see why UIHC is among the top ten in the nation. Keep up the good work. I am very fortunate to have the care I have received. Bless all of you."
(Susan M.)

"Your facility is top notch. I have always had 1st class treatment in the hospital and the clinic. Please continue to provide this excellent service!"
(Bonnie H.)

"For 33 years clinic doctors have done a great job maintaining vision in my only eye that still has sight. We have seen doctors in cornea and retina & all have provided care that we couldn't find anywhere else. THANK YOU!"
(Donald C.)



External photograph showing the stitches immediately after surgery

"I was also pleased with all the people and tremendous facilities. The results are more than I ever expected."

Eye cancer patient among UI Kid Captains

Austin Hills of West Branch, Iowa, enjoyed an Iowa Hawkeye football game in style. He was selected as a captain for last fall's Iowa football game versus the Ohio



Dressed in their black and gold apparel, Austin Hills (right) and his family pose for a photograph with Dr. Keith Carter (left).

State University as part of the University of Iowa Children's Hospital's "Kid Captain" program. The program recognizes life-changing stories of pediatric patients treated at UI Children's Hospital and UI Hospitals and Clinics.

Austin was eight years old when he was diagnosed with retinoblastoma, a rare cancer that required extensive treatment and the removal of his right eye in order to save his life. Now an active teenager, Austin is a straight-A student and plays four sports in high school.

Resident experience

Madurai, India served as the international rotation backdrop for third-year resident **Brian Privett, MD ('11R)**. Earlier this year he visited the Aravind Eye Hospital in southern India, where much of his time was spent observing multiple extracapsular cataract surgeries and performing small incision cataract surgery. He remarked, "the volume of patients is so great that you see a lot of pathology just in a single day. It's a wonderful training environment."

Iowa's international rotation also exposes residents to different health care systems. "India has far more socioeconomic challenges than here in the U.S. If they can take care of their poor and keep costs down, I think we should be able to defeat our challenges here in the U.S. As U.S. ophthalmologists, we have a responsibility to keep costs down and deliver care in an efficient manner to all of our citizens no matter where they live or how much they are able to pay," commented Privett.



Dr. Privett visited several points of interest including one of Madurai's most notable places, the Meenakshi Temple.

Dr. Privett (left) examines a patient being treated for a corneal ulcer, a condition that if untreated can lead to loss of an eye.



2011 Wolfe Foundation Lecturer



*Mr. Brian Little (right), a Consultant Ophthalmic Surgeon who specializes in cataract surgery and treatment of glaucoma at the Moorfields Eye Hospital in London, presented as the 41st Wolfe Foundation Lecturer. **Thomas Oetting, MD (left)**, professor of clinical ophthalmology, served as faculty host.*



Andrew C.G. Steffensmeier, MD ('04MD, '08R), was elected to serve as president of the Iowa Eye Association.



Orthoptist recognition

Tara Bragg, CO, orthoptist at the University of Iowa, recently received the 2010 Richard G. Scobee Award for Excellence in Orthoptic Studies, marking the 4th consecutive year that the Scobee Award winner has been someone trained at Iowa. The award goes to the orthoptic trainee who receives the highest score on the orthoptic written, oral and practical board exams.

Established in 1957, Iowa is the longest running orthoptic training program and one of only thirteen such programs in the country. Each year four students train in orthoptics, the study of eye muscles and movement.



Alumni corner

- **Mariannette Miller-Meeks, MD ('91R)**, was selected to serve as head of the Iowa Department of Public Health.
- **Susan Mosier, MD ('99R)**, was elected to the Kansas House of Representatives, representing the 67th District as a Republican.

Thank you to the members of the Iowa Eye Association who recently renewed their dues for 2011. If you are an alumnus who is interested in supporting our education mission through dues renewal, please contact joe-schmidt@uiowa.edu

Eye researchers receive Defense Department grant

Vision specialists at University of Iowa Hospitals and Clinics received a \$1.1 million research grant from the U.S. Department of Defense to study objective methods of testing visual dysfunction in patients with brain injuries or cognitive impairment.

Randy Kardon, MD, PhD, professor of ophthalmology and visual sciences and Pomerantz Family Chair in Ophthalmology, and **Pieter Poolman, PhD**, UI research scientist, will lead the study. They will validate three methods of assessing visual function: the pupil light reflex, evoked potentials from the visual pathway, and eye movement tracking of visual targets.

The results of the study will also indirectly help address three critical treatment areas, including patients with visual dysfunction caused by traumatic brain injury, traumatic optic nerve injuries, and blast or burn injuries in the eye.



The study has important potential applications and implications beyond military personnel. Similar damage to the visual system can also occur among civilians who receive traumatic brain

injuries resulting from motor vehicle accidents and contact sports. In addition, the objective tests of vision being developed in the study may be applied to infants and children.

Dr. Kardon spoke at a recent Congressional Briefing hosted by the Alliance for Eye and Vision Research. The briefing, entitled “Diagnosing Vision Problems Resulting from Traumatic Brain Injury (TBI)”, sought to emphasize the importance of funding for

vision research by the Department of Defense. Kardon is one of 12 vision researchers who have received grant awards from the Department of Defense’s Telemedicine and Advanced Technology Research Center.

Visual Field Reading Center to lead multi-site clinical study

The University of Iowa entered into a multi-year clinical study with drug developer Lundbeck, Inc. to evaluate a treatment alternative for patients experiencing refractory complex partial seizures due to Central Nervous System disorders.

The study will be led by UI’s Visual Field Reading Center and involve other ophthalmology centers and eye care facilities around the country. Titled “A Prospective, Open-label Study of the Structure and Function of the Retina in Adult Patients with Refractory Complex Partial Seizures Treated with Vigabatrin (Sabril®),” the study is valued at nearly \$1.2 million and will take place over a two-year period.

The Visual Field Reading Center provides clinicians and researchers a means to evaluate visual field data, including study design consultation, training of visual field testing, and interpretation and analysis of visual field data. More information at: <http://vfrc.ophth.uiowa.edu>

UI vision researcher awarded grant to study inflammatory eye disease

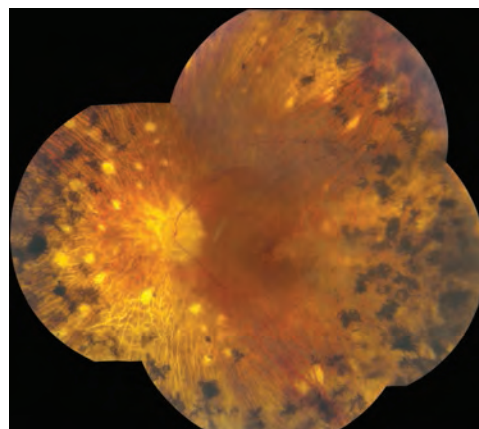
Vinit Mahajan, MD, PhD, assistant professor of ophthalmology and visual sciences at the University of Iowa Carver College of Medicine, has received a five-year, \$1.2 million Mentored Clinical Scientist Research Career Development Award from the National Institutes of Health.

The award is designed to prepare qualified individuals for careers that have a significant impact on the health-related research needs of the nation.

Dr. Mahajan will use the funding to identify genes involved in diseases that cause retinal degeneration, and to study inflammatory eye disease, specifically a disease called autosomal dominant neovascular inflammatory vitreo-retinopathy (ADNIV). Identifying specific gene mutations for ADNIV, which is an autoimmune disease of the eye, should advance understanding of the basic mechanisms of eye immunology.

For information about Dr. Mahajan’s laboratory, visit:

<http://mahajanlab.org/>



Tucker selected for New Innovator Award

Budd Tucker, PhD, assistant professor of ophthalmology and visual sciences, was selected as a recipient of the 2010 National Institutes of Health (NIH) Director's New Innovator Award for his research focused on combining state-of-the-art patient-specific stem cell and biodegradable tissue engineering technologies for the treatment of blinding retinal degenerative diseases such as retinitis pigmentosa and age-related macular degeneration.



Tucker is one of 52 researchers selected nationally by the NIH as a scientist who represents "exceptionally creative new investigators who propose highly innovative projects that have the potential for unusually high impact" in terms of biomedical or behavioral research.

New to the University of Iowa this academic year, Tucker is the first faculty member at the University to receive this award. "I think this is a most impressive accomplishment for such a recent recruit,"

said **Keith Carter, MD**, professor and head of the UI Department of Ophthalmology and Visual Sciences. Having recently come from the Schepens Eye Research Institute, Harvard Medical School, "he has certainly made the strongest of first impressions," Carter added.

In awarding this grant, the NIH is investing \$300,000 per year for the next five years in support of Tucker's transformative work. "We are very fortunate to have Dr. Tucker on our faculty," said **Edwin Stone, MD, PhD**, director of the Carver Family Center for Macular Degeneration, and holder of the Seamans-Hauser Chair in Molecular Ophthalmology. "His stem cell research program holds great promise for helping us understand the mechanism of many blinding diseases as well as for developing new treatments."

University of Iowa Vice President for Medical Affairs **Jean Robillard, MD**, agreed, "With our state-of-the-art facilities and our well-established culture of innovation, exploration and open communication, we anticipate that Dr. Tucker's groundbreaking work will contribute to the leading-edge research and patient care we have come to expect at the University of Iowa."

Research to Prevent Blindness renews support

Research to Prevent Blindness (RPB) awarded a \$100,000 grant to support vision research at the University of Iowa Department of Ophthalmology and Visual Sciences. The funding supports research into the causes, treatment and prevention of blinding diseases such as glaucoma, diabetic retinopathy and macular degeneration.

UI projects supported by RPB funding in 2010 included the following:

- An evaluation of structure-function relationships in the macular region of glaucoma patients using advanced techniques that provide detailed images of the visual field.
- Development of computer algorithms to analyze optic nerve structure in 3-D images.
- Development of computer-based methods to identify and measure arteries and veins in retinal color images.

"RPB's support has been incredibly important to our progress in several key research areas including the development of new imaging technologies useful in the diagnosis of glaucoma and retinal diseases," said **Keith Carter, MD**, professor and head of ophthalmology and visual sciences.

Research to Prevent Blindness



To date, Research to Prevent Blindness has awarded the department grants totaling more than \$3.6 million in research support to UI investigators. For more information on Research to Prevent Blindness, go to:

<http://www.rpbusa.org>

Stasheff receives pediatric ophthalmology research grant

The Knights Templar Eye Foundation, Inc. awarded a \$40,000 Pediatric Ophthalmology Research Grant to **Steven Stasheff, MD, PhD**, UI assistant professor of pediatrics and ophthalmology and visual sciences. Funds will be used to study the cause of vision loss in patients affected by early-onset degeneration of the retina.



Dr. Steven Stasheff (center) joined leaders from the Knights Templar at their annual meeting in Des Moines.

Estate gift funds new professorship in vision research

Stephen Russell, MD, professor of Ophthalmology and visual sciences, became the inaugural recipient of the Dina J. Schrage Professorship in Macular Degeneration Research.

The professorship was established in the UI Carver Family Center for Macular Degeneration through a gift to the UI Foundation from the estate of Dina J. Schrage.

Schrage, of Merrillville, Ind., had age-related macular degeneration, a leading cause of vision loss and blindness in people aged 60 and over. Prior to her death in 2007, Ms. Schrage asked her family attorney for assistance in determining which institutions and organizations were conducting the most promising research in eye diseases and macular degeneration. The University of Iowa's Carver Family Center for Macular Degeneration was selected as the beneficiary of her estate gift. The gift creates a permanent endowment to support macular degeneration research and further efforts to treat, cure and prevent the disease.

"We are very grateful for the generosity and forethought of Ms. Schrage. Her shared interest in developing effective treatments and a cure for macular degen-

eration is something we believe is achievable in the foreseeable future," said **Edwin Stone, MD, PhD**, director of the Carver Family Center for Macular Degeneration, and holder of the Seamans-Hauser Chair in Molecular Ophthalmology.

Dr. Russell serves as co-director for the Vitreoretinal Diseases and Surgery Service and has been recognized on the Best Doctors in America® list since 1998. He has authored and contributed to over 60 peer-reviewed papers, numerous books and chapters. His research interests include establishing the validity of automated detec-

tion of diabetic retinopathy screening, new surgical techniques for macular hole repair and human gene replacement therapy to treat Leber congenital amaurosis.

"Steve Russell is committed to helping his patients overcome blinding eye diseases. This professorship will further strengthen our ability to take what we learn in the lab and apply it to patients with macular degeneration," said **Keith Carter, MD**, professor and head of ophthalmology and visual sciences, who also holds the Lillian C. O'Brien and Dr. C. S. O'Brien Chair in Ophthalmology.



Dr. Steve Russell (center, 7th from left) with UI Health Care leadership and ophthalmology colleagues who hold named professorships and chairs. The Department currently has 15 endowed positions.

The Eye Program at the University of Iowa has a goal to become the undisputed global leader in eye care, ophthalmic education, and vision research. To give to the UI Department of Ophthalmology and Visual Sciences or Carver Family Center for Macular Degeneration, please contact:

Mitch Beckman
Mitch-Beckman@uiowa.edu

Andrea Birt
Andrea-Birt@uiowa.edu

Shannon Thomas
Shannon-Thomas@uiowa.edu

The University of Iowa Foundation
Levitt Center for University Advancement
P.O. Box 4550
Iowa City, IA 52244
319-335-3305 or 800-648-6973

The University of Iowa Foundation



The UI acknowledges the UI Foundation as the preferred channel for private contributions that benefit all areas of the university. For more information and to make a donation to support the Eye Program, visit the UI Foundation's secure website at www.uifoundation.org/eye

FACULTY NOTES

Stewart Thompson, PhD, has been appointed to assistant professor of ophthalmology. He was most recently a post-doctoral research specialist at the University of Iowa Roy J. and Lucille A. Carver College of Medicine. His research focuses on how detection of light in the eye affects human health and performance and how it controls sleepiness, mood, a number of hormones, and our body clock.



His research also looks for ways to minimize the negative consequences of eye disease on sleep and mood.

Remembrance

Edward C. Ferguson, III, MD, passed away on December 18, 2010. Dr. Ferguson was a University of Iowa faculty member in the department from 1957-1963 and Chief of the Retina Service in 1962-63. He left Iowa to become Chair of the UTMB Department of Ophthalmology.

Seongjin Seo, PhD, joins the department as assistant professor of ophthalmology. Dr. Seo has been a post-doctoral research associate in the medical genetics laboratory of Val Sheffield, MD, PhD, professor of pediatrics and ophthalmology and Howard Hughes Medical Institute investigator. His research goal is to determine the molecular basis of eye diseases leading to blindness using cell biological and biochemical approaches and to develop therapeutic interventions to delay or prevent it. Particular interests include photoreceptor degeneration caused by defects in ciliary and centrosomal proteins.



Andrew C.G. Steffensmeier, MD ('04MD, '08R), of Des Moines Eye Surgeons, is now an adjunct assistant professor of clinical ophthalmology.

Nikolai O. Artemyev, PhD, professor of molecular physiology and biophysics, joined the department of ophthalmology and visual sciences with a secondary appointment. His laboratory's research focuses on the molecular mechanisms of phototransduction in rod and cone photoreceptor cells with a particular interest in understanding structure-function and signaling mechanisms of the visual G protein transducin and effector enzyme cGMP-phosphodiesterase 6 (PDE6).



Nasreen Syed, MD, was promoted to associate professor of clinical ophthalmology and pathology. Dr. Syed leads the Uveitis service area and is director of the F.C. Blodi Eye Pathology Laboratory.



Fourteen UI Ophthalmologists among *Best Doctors in America*®

The UI Department of Ophthalmology and Visual Sciences is pleased to have 14 physicians recognized among the 2011-12 Best Doctors in America®. This year's list includes:

Wallace Alward
H. Culver Boldt
Keith Carter
Arlene Drack
James Folk
Kenneth Goins
A. Tim Johnson

Randy Kardon
Young Kwon
Vinit Mahajan
Thomas Oetting
Stephen Russell
Edwin Stone
Michael Wall

Only about five percent of doctors practicing in the U.S. are selected for each list. The Best Doctors in America® database includes the names and professional profiles of more than 45,000 of the best doctors in the U.S. An exhaustive peer review determines the physicians included in the database. Only those who earn the consensus support of their peers as well as meet additional qualification criteria are included.

The Department and UI Carver College of Medicine are also proud of the role we have in educating ophthalmologists. Of the Iowa ophthalmologists recognized in the Best Doctors database, 3 out of 4 received medical education or ophthalmology training at the University of Iowa. A complete listing of UI Hospitals and Clinics physicians at: http://news-releases.uiowa.edu/2011/february/021511best_doctors.html

For more information about Best Doctors, visit: www.bestdoctors.com




2011-2012 Clinical Conference Series Announced

The UI Department of Ophthalmology and Visual Sciences hosts a series of continuing education events for ophthalmologists. Join us for interesting case discussions and presentations by leaders in the field of ophthalmology and vision sciences. Dates for the upcoming academic year include:

September 9, 2011	Cataract / Comprehensive – Kevin Miller, MD, Jules Stein Eye Institute
November 11, 2011	Cornea and External Disease – James Chodosh, MD, MPH, Massachusetts Eye and Ear Infirmary
December 2, 2011	Retina – Mark Johnson, MD, Kellogg Eye Center, University of Michigan
February 3, 2012	Neuro-Ophthalmology
March 2, 2012	Oculoplastics
April 13, 2012	Pediatric Ophthalmology

Alward becomes vice chair of ABO

Wallace L.M. Alward, MD, professor of ophthalmology and Frederick C. Blodi chair in ophthalmology, became vice-chair of the American Board of Ophthalmology and will be the chair next year. Alward joins fellow UI physicians H. Culver Boldt, MD, and Kenneth Goins, MD, as three of the 18 Physician Directors of the ABO.



Ophthalmology Times rankings

The UI Department of Ophthalmology and Visual Sciences is pleased to be recognized by our peers as one of the best ophthalmology programs in the country. Results from the 2010 *Ophthalmology Times* survey include:

- 7th Best Overall
- 5th Best Clinical (Patient Care) Program
- 4th Best Residency (Training) Program
- 6th Best Research Program

Ophthalmology Times

Short receives Staff Excellence Award

Lori Short, program coordinator for the Iowa KidSight Vision Screening Program for children, was selected as one of six recipients of the 2010 Board of Regents Staff Excellence Award. The award recognizes staff for outstanding accomplishments and contributions to their institution as well as the State of Iowa.

UI Hospitals and Clinics named one of the 50 best in America

Beckers Hospital Review has named UI Hospitals and Clinics as one of the 50 best hospitals in America. The top hospitals were chosen for putting patients' needs first, a wide variety of innovations, and helping to set the bar for high-quality care.

Department of Ophthalmology and Visual Sciences

200 Hawkins Dr., 11136 PFP
Iowa City, IA 52242-1091

General Information:

319-356-2864
319-356-0363 (fax)

Appointment Scheduling:

319-356-2852

UI Consult for referring physicians:

800-332-8442

CME Programs: 319-356-4475

UI Health Access for general public:

800-777-8442

Email: iowaeyecare@uiowa.edu

Visit our web sites at:

webeye.opth.uiowa.edu
carverlab.org

Iowa Vision is published for friends and alumni of the Department of Ophthalmology & Visual Sciences.

Director of External Relations, Joe Schmidt
joe-schmidt@uiowa.edu

Associate Editor and Designer, Trish Duffel
trish-duffel@uiowa.edu

Photography: Brice Critser, Stefani Karakas, Randy Verdick, Tim Schoon, Brian Ray

Contributors: Jennifer Brown, Anne Duggan, Nicole Riehl, UI Foundation

Alumni reconnect in Chicago

The InterContinental Chicago served as gathering spot for alumni, faculty and friends of the department during the 2010 American Academy of Ophthalmology Annual Meeting.



Who's Who:

1. Erin O'Malley Schotthoefer, MD ('06R), Keith Carter, MD ('88F), Erin Holloman, MD ('04R), and Erin Shriver, MD ('06R)
2. Barb Taylor and Rodrigo J. Poblete, MD ('00F)
3. Mark Wolken, MD ('97MD, '01R) and Sharam Danesh, MD ('02F)
4. Michael Boland, MD, PhD ('05R) and Rich Allen, MD, PhD ('99R, '00F, '06F)
5. Alice Song, MD ('04F), Susan Quick, MD ('03R), and Larry McGranahan
6. Michael Boland, MD, PhD ('05R), Rick Olson, MD ('96R, '97F), Jordan Graff, MD ('07R, '09F), and Parley Fillmore, MD ('09R)
7. Susan Quick, MD ('03R) and Karin Sletten-Farjo, MD ('03F)
8. Culver Boldt, MD ('88R), Eddie Lin, Mina Chung, MD ('00F), and Nancy Christmas, MD ('01F)
9. John Graether, MD ('62R) and Tom Oetting, MD ('95R)
10. Robert Dinn, MD ('07R) and Andrew Steffensmeier, MD ('04MD, '08R)
11. Kathy Fray, CO ('90 Orthoptics), Suzanne Wolf, and Mitchell Wolf, MD ('90R, '91F)
12. Randy Kardon, MD, PhD ('87R, '89F) and Ursula Schmidt-Erfurth, MD



The Iowa Eye Association Alumni Reception
 Sunday, October 23, 2011
 6:30-9:30 p.m.
 Peabody Hotel
 Blue Spring Rooms I and II
 9801 International Drive, Orlando, Fla.



Website gets makeover

The screenshot shows the website's header with the University of Iowa Health Care logo and a search bar. A yellow navigation bar contains links for Home, Make an Appointment, Patient Services, Education & Training, Research, and Contact Us. Below the navigation is a photo of a doctor examining a patient's eye, with the caption "Offering a Full Range of Adult and Pediatric Eyecare".

Current News

10 FEBRUAR
UI vision r
Vinit Mahaja
of Medicine,

09 FEBRUAR
Research t
Research to
of Ophthalm

25 JANUARY
Russell ap
Stephen Rus
recipient of t

Upcoming Events

Fri, Mar 04, 2011 | 08:45 Clinical Conf
Fri, Apr 01, 2011 | 08:45 Clinical Co
Thu, Apr 21, 2011 - Tue, Feb 22, 7
Sat, Apr 23, 2011 - Sun, Apr 24
Fri, May 20, 2011 | 07:30 Thirt
Fri, Jun 17, 2011 - Sat, Jun

UI Eye Care

- About Us
- Physicians and Staff
- Support Us
- Conference Calendar
- News Archives
- Referring Providers
- Alumni
- Eye Health Resources
- Contact Us

Provide Feedback

We would appreciate your help in reporting broken links and providing feedback about the new website. Please fill out our feedback form.

[Feedback](#)

U.S. News & World Report BEST HOSPITALS 2010-11 Ophthalmology

The University of Iowa Department of Ophthalmology and Visual Sciences has a long history of providing the best care for our patients, conducting essential research, and educating today's and tomorrow's ophthalmologists and visual science researchers. The tradition of excellence continues.

Current News Text:

We are pleased to announce the release of the Department's redesigned website. The new site features an updated look, enhanced content, and is easier to navigate.

Check it out and let us know what you think. Visitors to the new site who provide feedback online before June 1, 2011 will be eligible to win a \$25 Amazon.com or iTunes gift card!

<http://webeye.ophth.uiowa.edu>

Amazon.com \$25

Save the Date

34th Annual Midwest Glaucoma Symposium & Iowa Eye Association Annual Meeting

Friday and Saturday, June 17 and 18, 2011
Iowa City, Iowa

The University of Iowa is pleased to host the 34th Annual Midwest Glaucoma Symposium held in conjunction with the Iowa Eye Association Annual Meeting. The event will be held June 17 - 18. Glaucoma is the focus but the program includes something of interest to all sub-specialists. Agenda, details and registration may be found on our website: webeye.ophth.uiowa.edu



University of Iowa Hospitals and Clinics
Department of Ophthalmology and Visual Sciences
200 Hawkins Dr., 11136 PFP
Iowa City, IA 52242-1091

If you would like to receive this publication electronically or be removed from the mailing list, please send an email specifying your desire to: iowaeyecare@uiowa.edu

Upcoming events

Apr. 21-22, 2011	Resident and Fellow Research Day 2011 , Iowa City	The 2011-2012 Clinical Conference Series (see page 9 for details)
May 1-5, 2011	ARVO Annual Meeting , Fort Lauderdale	
May 20, 2011	13th Annual Iowa Optometric Conference , Iowa City	
May 26, 2011	Iowa Lions Donor Memorial & Healing Garden Annual Spring Dedication Ceremony , Iowa City	
Jun. 17, 2011	Iowa Eye Nurse/Technician Conference , Coralville	
Jun. 17-18, 2011	Midwest Glaucoma Symposium and Iowa Eye Association Annual Meeting , Iowa City	
Jun. 27, 2011	Resident and Fellow Graduation , Iowa City	
Jun. 29, 2011	4th Annual Midwest Eye Research Symposium , Iowa City	
Oct. 21-22, 2011	UI Homecoming weekend (Medicine Classes of '76, '81, '86, '91, & '01), Iowa City	
Oct. 23, 2011	Iowa Alumni Reception, AAO Annual Meeting , Orlando, Fla.	
Sep. 9	<i>Cataract/Comprehensive</i>	
Nov. 11	<i>Cornea</i>	
Dec. 2	<i>Retina</i>	
Feb. 3	<i>Neuro-ophthalmology</i>	
Mar. 2	<i>Oculoplastic Surgery</i>	
Apr. 13	<i>Oculoplastic Surgery</i>	

Check out our website for the latest dates, topics, and event information at <http://webeye.opth.uiowa.edu>