



## A vision beyond the rivalry

Those familiar with life in Iowa know that one of the University of Iowa Hawkeyes' biggest rivals are the Iowa State University Cyclones. The rivalry plays out in areas of student life and especially athletics.

One area where collaboration – not competition – thrives is in vision research. Researchers in the University of Iowa Department of Ophthalmology and Visual Sciences and at Iowa State University (ISU) share a keen interest in improving human and animal visual health.

The relationship began more than ten years ago when researchers in ISU's College of Veterinary Medicine contacted University of Iowa clinicians and scientists about using stem cells to treat glaucoma. The line of research drew on connections to human visual health and led to multiple studies with the potential to impact clinical care for both animals and humans.



translational benefit," comments Dr. Kardon.

Collaborative efforts have contributed to numerous grant awards over the past several years from the Department of Defense, the Department of Veterans Affairs (VA), and other sources. Most significantly was the funding and creation of the VA

Center for the Prevention and Treatment of Visual Loss at the Iowa City VA Health Care System. Co-directed by Dr. Kardon and UI colleague, **Michael Abramoff, MD, PhD**, the Center involves researchers at UI, ISU, the VA, and other leading institutions.

Today, UI and ISU researchers continue to pursue new ways of diagnosing and treating diseases that affect the visual system. Among the current projects is a study led by Anumantha Kanthasamy, MS, MPhil, PhD, professor and chair of the Biomedical Sciences Department in ISU's College of Veterinary Medicine, where he and other researchers are using animal models to study the pathogenesis and mechanisms of neurodegenerative diseases such as Parkinson's disease, Alzheimer-



Researchers measure pupil light reflexes to test visual function.

**Randy Kardon, MD, PhD**, professor of ophthalmology and visual sciences, has been involved from the beginning and continues to see new research partnerships growing from the Iowa – ISU collaboration that are focused on preventing and treating visual impairments. "It really continues to involve more people and grow as people see the

Continued on Page 2

### IN THIS ISSUE

**Research  
News &  
Awards**

pages 1-2, 9

**Patient Care**

page 2-3

**Resident &  
Education  
News**

pages 4-5

**Philanthropy**

page 6-7

**Faculty &  
Staff News**

pages 8-9

**Events &  
Activities**

pages 10-12

er's disease, stroke, and retinal degeneration. By evaluating retina and optic nerve changes, the team hopes to discover new diagnostic routines for evaluating visual dysfunction in Parkinson's disease, as well develop new therapeutic treatments that may rescue visual function and improve brain function.

Another promising project involves the use of cell transplantation to treat diseased or damaged eyes. Donald Sakaguchi, PhD, professor in the Department of Genetics,



ISU Professor Donald Sakaguchi

Development and Cell Biology at ISU, is investigating stem cell mediated neuroprotection of visual structure and function in a rodent model of glaucoma. The project seeks to demonstrate how the transplantation of stem cells engineered to produce neuroprotective growth factors can prevent retina damage in models of glaucoma. "Transplanting these stem cells into the diseased or injured eye may help to recover its normal function and to protect the remaining nerve cells from further harm," says Dr. Sakaguchi. This work was recently published in the journal *Investigative Ophthalmology & Visual Science*.

In yet another exciting project, Iowa and ISU researchers are working with two start-up companies, PKBiosciences and Pathovacs, Inc., on the identification of novel biomarkers and therapeutic targets after traumatic brain injury (TBI). The goal is to identify novel serum biomarkers that are related to TBI and to identify therapeutic targets that may help to reduce neuronal damage and dysfunction after TBI.

"Our collaboration utilizes the strengths of each institution: The University of Iowa as a leader in healthcare and vision research, and Iowa State University's commitment to innovative approaches to biomedical research," comments **Matthew Harper, PhD**, a research scientist with the VA Center for the Prevention and Treatment of Visual Loss who is involved in much of the research. Harper adds, "These projects have the potential to showcase positive interactions between two major research institutions in the state of Iowa and to improve the quality of life for Iowans affected with blinding and neurological disease."

For more information about the collaborative research taking place and the VA Center for the Prevention and Treatment of Visual Loss, visit:

<http://www.vision.research.va.gov>

***"Our collaboration utilizes the strengths of each institution: The University of Iowa as a leader in healthcare and vision research, and Iowa State University's commitment to innovative approaches to biomedical research."***

### Department of Ophthalmology and Visual Sciences

200 Hawkins Dr., 11136 PFP  
Iowa City, IA 52242-1091

General Information:

319-356-2864  
319-356-0363 (fax)

Appointment Scheduling:

319-356-2852

UI Consult for referring physicians:

800-322-8442

CME Programs: 319-356-4475

UI Health Access for general public:

800-777-8442

Email: [iowaeyecare@uiowa.edu](mailto:iowaeyecare@uiowa.edu)

Visit our websites at:

[webeye.opthth.uiowa.edu](http://webeye.opthth.uiowa.edu)  
[ivr.uiowa.edu](http://ivr.uiowa.edu)

*Iowa Vision* is published for friends and alumni of the UI Department of Ophthalmology & Visual Sciences.

Director of External Relations, Joe Schmidt  
[joe-schmidt@uiowa.edu](mailto:joe-schmidt@uiowa.edu)

Associate Editor and Designer, Trish Duffel  
[trish-duffel@uiowa.edu](mailto:trish-duffel@uiowa.edu)

Photography: Brice Critser, Carol Chan, Stefani Karakas, Cindy Montague, Toni Venckus, Randy Verdick

Contributors: Jennifer Brown, Anne Duggan, Molly Rossiter

## UI leads IIH treatment study

The causes and treatment of idiopathic intracranial hypertension (IIH) are not well understood, even as this condition afflicts a growing number of Americans. University of Iowa neuro-ophthalmologists are leading a multi-center, National Eye Institute-funded study to establish evidence-based treatment strategies and identify the causes of IIH.

The IIH Treatment Trial is enrolling patients with papilledema due to IIH at study sites across the country, including the University of Iowa. To learn more, contact [kathryn-sherman@uiowa.edu](mailto:kathryn-sherman@uiowa.edu) or 319-356-3775.

### Becker's 2011 list of Best Hospitals in America

UI Hospitals and Clinics was recently named one of the "50 Best Hospitals in America" by Becker's Hospital Review. According to the publication, organizations chosen for this honor put patients' needs first, drive a variety of innovations, and help set the bar for high-quality care.

## Notes of gratitude

Grace Kinney, 86, suffers from Fuchs' Dystrophy, a degenerative disorder of the corneal endothelium that leads to corneal edema, painful epithelial blisters and loss of vision. Deterioration of her eyesight and poor depth perception caused her to fall on two separate occasions. Fortunately, a recent cornea transplant performed by **Kenneth Goins, MD**, of the University of Iowa Hospitals and Clinics Cornea Service restored vision in her right eye which is expected to improve to 20/20. This is thrilling news for Grace, who loves to read, sew, bake and send notes and cards to family and friends.

"Gratitude is the Best Attitude" is a recently initiated project of the Iowa Lions Eye Bank. The program encourages cornea recipients to write a "thank you" note to their donor's family and provides them with the information and means to do so.

Less than three weeks following her transplant, Grace expressed her heartfelt gratitude for her gift of sight by writing, "I cannot thank you enough for how this transplant will, and is, changing my life." In her correspondence, she also mentioned her 15 children, 42 grandchildren and 27 great grandchildren. "My family is so grateful that they felt the need to individually express their sympathy and gratitude to your family. Their cards are enclosed." Each one of Grace's 15 children wrote a thank you card to the family of their mother's donor, expressing their gratefulness for the cornea donation that restored her vision and improved her quality of life.

For more information, visit: [www.iowalionseyebank.org](http://www.iowalionseyebank.org)



## UI Health Care preparing for major expansion

To improve access and enhance services for patients, The University of Iowa Hospitals and Clinics is expanding to include a new outpatient care facility in Coralville. The new project, known as *Iowa River Landing*, will accommodate up to 300,000 patient visits per year.

Under construction now, the new facility is conveniently situated off Interstate-80 in a new business, shopping and entertainment area of Coralville. It features a patient-friendly environment, easy access, and free, convenient parking.

Set for completion in the Fall of 2012, UI Health Care-Iowa River Landing will provide primary and specialty care services that includes clinical services from the Department of Ophthalmology and Visual Sciences. Additional clinical services will include general internal medicine, general pediatrics, women's health services, cardiology, dermatology, gastroenterology, otolaryngology, urology, and others. Also included will be an on-site pharmacy, optical shop, hearing aid center, and other retail services.

Watch for more information at:

[www.uihealthcare.org](http://www.uihealthcare.org)



### What our patients are saying...

***"As I have been a patient at the Eye Clinic for ~10 years, I have met many residents & fellows. I am continually impressed by their compassion and capability!" (Glaucoma patient)***

***"Everyone is always so friendly from the check-in to the check-out." (Kimberly Z.)***

***"I definitely feel that this clinic gives my best possible chance for successful treatment for my eye care! I am extremely grateful to be able to receive this quality of care in the Midwest." (Retina patient)***

***"I cannot be happier with the care at the eye department. Everyone was courteous, kind, friendly and caring. Quality of medicine is excellent." (Retina patient)***

# Matchmaker

Selecting ophthalmology residents is no small task and is very competitive at the University of Iowa.

Each fall, medical school graduates who seek to enter an ophthalmology residency program go through a four month process to determine their next location for specialty training. At Iowa, the process includes the review of nearly 400 medical student applicants and selection of about 60 applicants to interview. After the interviewing is completed, a group of faculty, current residents, and the residency program director prepare the final ranking in order of preference. This rank order is submitted to the nationwide SF Match service where it is compared to the participating medical students' preferences. When both the student and ophthalmology program rank each other at the same level, a "match" has occurred and a new resident is contracted to join the program a year and half later.

Results of Iowa's ophthalmology residency "match" for 2012 were announced this past January. **Thomas Oetting, MD**, residency program director, commented, "We had another great match year. We were lucky to once again attract our top choices to come to our residency program and look forward to their arrival in July 2013."

Current resident **Chris Watts, MD ('12R)**, who participated in the selection process, added, "It was only four years ago when I was in their shoes, and it is a nerve-wracking process which I vividly remember. In the end, we brought in five great new residents who will make a huge contribution to Iowa's residency, and it will be fun to watch them go through the program."

The Class of 2016 includes:



**Pamela C. Carter, MD**  
University of Texas  
Medical School at  
Houston, Houston, Texas



**Johanna M. Dijkstal, MD**  
University of Minnesota  
Medical School,  
Minneapolis, Minn.



**Christopher A. Kirkpatrick, MD**  
University of Iowa Carver  
College of Medicine,  
Iowa City, Iowa



**Philip I. Niles, MD**  
Case Western Reserve  
University, School of  
Medicine, Cleveland,  
Ohio



**David L. Phillips, MD**  
University of Missouri  
School of Medicine,  
Columbia, Mo.

## Alumni Roundtable



**Lisa Brothers Arbisser, MD ('83R)**, visited with residents as part of the department's Alumni Roundtable series. Dr. Arbisser shared her perspectives on work-life balance, integrity in private practice, and being a female in the field of ophthalmology.

## Alumni corner

**Susan Mosier, MD ('99R)**, was appointed Kansas Director of Medicaid Services for the Kansas Department of Health and Environment.

If you receive a special award or distinction, let us know. Email us at [iowaeyecare@uiowa.edu](mailto:iowaeyecare@uiowa.edu)

## Remembrances

**Joseph T. Leinfelder, MD ('54BS, '63MD, '67R, '68F-Otolaryngology)**, of Moline, Ill., passed away on Nov. 29, 2011. Dr. Leinfelder was a well-known ophthalmologist in the Quad Cities area where he founded and was president of Moline Ophthalmology Associates. He was a member of numerous medical societies and practiced ophthalmology for 35 years.

**Nicholas Douvas, MD ('51R)**, of Key Largo, Fla., passed away on Dec. 26, 2011. Dr. Douvas was considered a retinal pioneer and pioneer of retinal surgery. He invented the "Roto-Extractor" used in complex cataract extractions.

**Camille S. Matta, MD ('56R)**, formerly of Kansas City, Mo., died peacefully in Washington, DC on Nov. 24, 2011. Dr. Matta was a devoted father, teacher, physician, healer and family man.

## Planting a seed with medical students

A group of mostly first- and second-year medical students from the University of Iowa Carver College of Medicine enjoyed a field of trip of sorts to the Department of Ophthalmology and Visual Sciences. Ophthalmology resident **Elizabeth Gauger, MD ('14R)**, hosted the ophthalmology interest group where students learned the basics of an eye exam and how to take an ophthalmic history. The students examined



each other using the slit lamp and Dr. Gauger used the teaching scope to give many students their first view of the retina.




The visit was a fun way to provide medical students with an introduction to ophthalmology and develop an interest in pursuing the specialty.

## Meet a Resident

**John Chen, MD, PhD, Class of 2013**

### Why did you choose Iowa for your ophthalmology residency?

*"I came to Iowa for ophthalmology because of the excellent training and the knowledgeable faculty. When I interviewed, I was drawn to the resident and staff camaraderie. After being here for a year, it has met and exceeded all my expectations."*




**Last fall, you were selected as 1 of only 22 residents to attend the 6th annual Heed Ophthalmic Foundation Residents Retreat where careers in academic ophthalmology are promoted.**

### What was that like?

*"The Heed Retreat was a great experience. I enjoyed hearing about the large range of topics, including tips on applying for jobs, different academic tracks, and grant writing. Perhaps the most valuable session was hearing from young faculty. It was very helpful to hear how they managed to balance a successful academic career in addition to a happy family life. The meeting provided insight into the decision I will be making about my career upon finishing residency."*

### What are your future plans at this point?

*"In terms of my future career, I think I will do a fellowship in neuro-ophthalmology and possibly medical retina. After fellowship training, I will probably look to settle back east to be closer to family, but am open to other possibilities."*



**Preston Blomquist, MD**, associate professor of ophthalmology from UT Southwestern Medical Center, came to Iowa City to meet with Iowa's ophthalmology residents. In town as a visiting professor, Dr. Blomquist led an excellent Journal Club discussion regarding risk factors and complications associated with resident-performed phacoemulsification surgery.

Thank you to the members of the Iowa Eye Association who recently renewed their dues for 2012. If you are an alumnus who is interested in supporting our education mission through dues renewal, please contact [joe-schmidt@uiowa.edu](mailto:joe-schmidt@uiowa.edu)



## Every gift counts

Accomplishing our mission of treating, curing, and preventing blindness will require philanthropic support of all amounts. Below are two examples of the spirit of giving at work.

**Thalia Rosas**, age 7, went door-to-door in her neighborhood collecting \$10.95 to support the University of Iowa Pediatric Ophthalmology Service where her younger sister, Kaiya, is undergoing treatment.



After attending a Lions Club meeting where she heard about preventing vision loss through Iowa Kidsight, ninth-grade student, **Makenzie Ciner**, raised \$125.91 from a bake sale she organized at her school. Makenzie received a certificate of appreciation for her efforts from Roger Hill of the Low Moor Lions Club in Low Moor, Iowa.



## Giving back to pay it forward

Alumni from the University of Iowa's ophthalmology residency program can recall the long hours covering call, preparing and delivering Morning Rounds cases, and enduring the learning curve while training for their medical specialty. At the same time, they remember the camaraderie and culture of learning alongside fellow residents, fellows, staff, and faculty of the department. These experiences help define their careers as a practicing ophthalmologist, academic faculty member, or vision researcher.

Many of our alumni also recognize the importance of helping future trainees to enjoy the same level of educational excellence by giving back philanthropically. Gifts to the *C.S. O'Brien Library Resource and Learning Center Fund* and in particular the *Resident and Fellow Education Fund* have been instrumental in sustaining the resources utilized by residents and fellows while training at Iowa.

**Matthew P. Rauen, MD** ('05MD, '09R, '10F), started donating annually after completing his training at Iowa. "I feel giving back is important because the Department has provided me so much," he says. His annual gifts help offset the costs associated with things like maintaining ophthalmic educational materials. "The C.S. O'Brien Library is a tremendous resource. We all know that the cost of scientific journals and textbooks continues to escalate. Yet having access to the most up to date information is important for not only trainees but also seasoned clinicians," adds Dr. Rauen.

Many of Iowa's alumni remember the interaction and mentoring of faculty, in particular. "The faculty is made up of world class clinicians and scientists. Despite all of their accomplishments and level of expertise, they practice with humility and take pride in the mission of teaching trainees," states Rauen, adding, "Residents and fellows need to be taught the intricacies of clinical and surgical ophthalmology – Iowa is special because this is conducted under the direction of true role models and outstanding mentors."

Gifts to educational programming provide opportunities for residents and fellows to present their research findings at scientific meetings, fund global training experiences, and support curriculum development that enhances the educational experience for future trainees. To find out how you can support our educational mission, visit: [www.uifoundation.org/eye](http://www.uifoundation.org/eye)

To learn more about how philanthropic support helps to advance the work of the UI Department of Ophthalmology and Visual Sciences and Institute for Vision Research, please contact:

**Mitch Beckman**

Mitch-Beckman@uiowa.edu

**Andrea Birt**

Andrea-Birt@uiowa.edu

**Shannon Thomas**

Shannon-Thomas@uiowa.edu

**The University of Iowa Foundation**

Levitt Center for University Advancement

P.O. Box 4550

Iowa City, IA 52244-4550

319.335.3305 or 800.648.6973



**The University of Iowa Foundation**

The UI acknowledges the UI Foundation as the preferred channel for private contributions that benefit all areas of the university. For more information or to make a donation in support of the Eye Program, visit the UI Foundation's secure website at: [www.uifoundation.org/eye](http://www.uifoundation.org/eye)

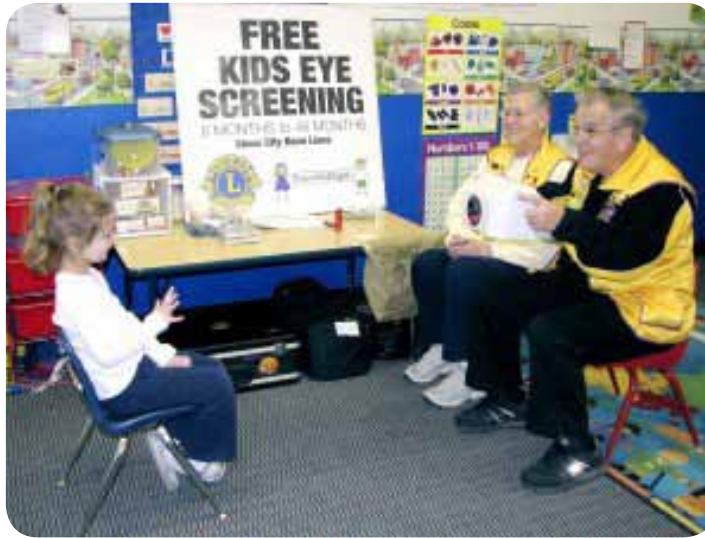
# Helping kids see for years to come

Each year over 30,000 children potentially avoid a lifetime of vision impairment by taking part in vision screenings across Iowa. Despite this number, many other children go unscreened. This challenge presents a unique opportunity for Iowa KidSight, a program that provides free vision screening to infants and young children throughout Iowa.

The program, a joint project of the UI Department of Ophthalmology and Visual Sciences and Lions Clubs of Iowa, is dedicated to the early detection and treatment of vision impairments in Iowa's children. Lions Club members share a motto, "We Serve!" and demonstrate their support of KidSight by donating their time to conduct vision screenings in communities across Iowa. Screening results are evaluated by specialists in the Pediatric Ophthalmology Service at the University of Iowa. If a possible vision problem is detected, the child's family is referred to a local eye specialist who can further diagnose and treat the vision problem in the early stages.

For Past International Director of the Lions Clubs Dave Stoufer, the prospect of a child enduring unnecessary visual

impairment is unacceptable. Dave has an eye problem and realizes that if a program like Iowa KidSight had been around when he was a kid, his lifetime of visual impairment could have been avoided. This idea inspired him and his wife, Rachel Nicola, to take action.



*Iowa Lions Barb and Steve Cogdill conducting a vision screening.*

Dave and Rachel generously donated \$100,000 to the Iowa KidSight Excellence Fund. Their gift leads an effort to endow the program and defray rising operational costs associated with the increased demand for screenings. As a result, more children will be able to be screened and referred to eye specialists who can properly treat them before vision loss occurs.

Members of the Lions Club since the early 1990's, Dave and Rachel live up to the Lions' motto and take their responsibilities as Lions personally. Besides being active in Lions Club leadership positions and being involved in KidSight's first screenings back in 2001, "We wanted to put our money where our mouth is to help ensure the program can continue," says Dave. Rachel echoes her husband's commitment and sentiment, adding "The Bible says 'For where your treasure is, there will your heart be also'." They firmly believe in the value of service clubs such as the Lions to

make a difference in communities and in programs like KidSight.

Since making their commitment several other individuals have stepped in to support the program, including a \$25,000 gift and a \$333,000 estate gift from an anonymous Lions Club member. Generous gifts such as these will be used to support additional screenings across the state and promote Iowa KidSight as a model for other state-wide vision screening programs. It also allows the program to pursue digital imaging technologies that will reduce screening costs and expedite results, thus preventing unnecessary vision loss in even more children.

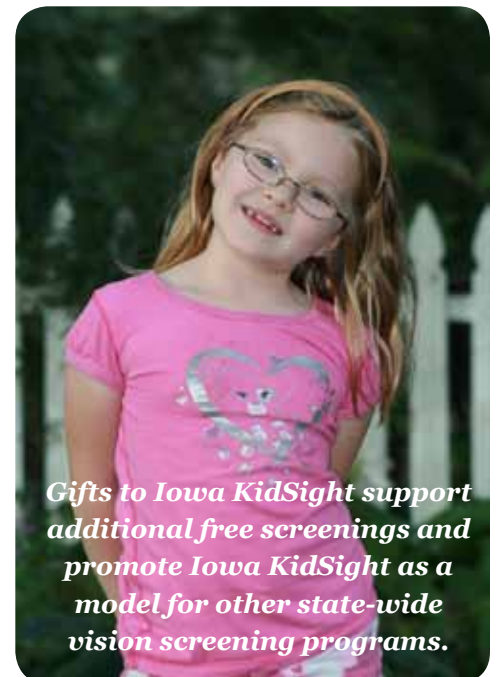
"It is through Dave and Rachel's generous personal gift and through the leadership they extend toward reaching endowment goals that we have hope in sustaining this impor-

tant service for Iowa children for many years to come," adds Lori Short, program coordinator for Iowa KidSight.

To find out more about Iowa KidSight and how to support efforts to preserve vision in children, call 319-353-7616 or visit: [www.IowaKidSight.org](http://www.IowaKidSight.org)



*Rachel Nicola and Dave Stoufer*



*Gifts to Iowa KidSight support additional free screenings and promote Iowa KidSight as a model for other state-wide vision screening programs.*

## Addition to Pediatric Ophthalmology

**Scott A. Larson, MD** ('02R, '03F), joined the department as clinical associate professor of ophthalmology and visual sciences in our Pediatric Ophthalmology and Adult Strabismus Service.

Dr. Larson provides medical and surgical care for a wide range of eye diseases and visual impairments in children, evaluation and management of strabismus in both children and adults. Research interests include developing new techniques for vision testing in infants and preverbal children, improving strabismus surgical outcomes, and technological advances to facilitate medical education. He is an active member of the Pediatric Eye Disease Investigator Group (PEDIG) and joins us from the John Moran Eye Center in Salt Lake City, Utah.



## UI ophthalmologist named chair of ABO

**Wallace Lee Alward, MD**, professor and vice chair of the department of Ophthalmology and visual sciences, will serve as chair of the American Board of Ophthalmology (ABO) in 2012.

Alward, who holds the Frederick C. Blodi Chair in Ophthalmology and directs the Glaucoma Service at UI Hospitals and Clinics, has served on the ABO board of directors since 2006 and was vice chair in 2011. His term on the board of directors expires in 2014.

"It is a great honor for me to be the chair of the ABO, the group that certifies the competence of the nation's ophthalmologists. Besides initial certification, the Board is also responsible for helping practicing ophthalmologists demonstrate their continuing abilities through maintenance of certification. The University of Iowa has a very strong tradition of being represented on the ABO, starting with our founder, C.S. O'Brien, who served from 1937 – 1950. Fred Blodi and Stan Thompson also served as board directors. Currently 3 of the 18 physician ABO directors are on our faculty (Alward, Boldt and Goins) and one director (John Sutphin, Jr.) is a recent former faculty member. Additionally, a large number of our faculty serve as examiners for the board," said Alward.

Founded in 1916, the ABO is the nation's oldest medical specialty certifying board, responsible for certifying ophthalmologists in the United States.



**Chris A. Johnson, PhD, FARVO**, professor of ophthalmology and director of the Visual Field Reading Center at the University of Iowa was awarded the 2011 Research Excellence Award from Optometric Glaucoma Society



Left to right: Executive Vice President of the Optometric Glaucoma Society Murray Fingert, Chris Johnson, and OGS President John Flanagan

## In Memoriam

**Hansjoerg E.J.W. Kolder, MD, PhD** ('71R), age 84, passed away last October. Throughout his professional career, Dr. Kolder felt the most compelling research question was, "Why does it work that way?"



Recruited to the Department of Ophthalmology at the University of Iowa by Dr. Fred Blodi, he became an enthusiastic teacher of sensory physiology and optics for Iowa residents, and a skilled cataract surgeon. For more than 20 years, he was responsible for teaching residents the fundamentals of cataract surgery.

Dr. Kolder is known for his extensive study of the electro-oculogram (EOG) and other electrodiagnostic phenomena used in evaluating patient with abnormalities of the visual system. He retired in 1995 and the electrodiagnostic laboratory at the University of Iowa was named in his honor in 1998.

Memorial contributions in support of Alzheimer's or eye disease research may be sent to The University of Iowa Foundation, P.O. Box 4550, Iowa City, IA 52244-4550, or online at [www.givetoioowa.org](http://www.givetoioowa.org)



## UI awarded \$100,000 grant for vision research

The Department of Ophthalmology and Visual Sciences at the University of Iowa was awarded a \$100,000 grant for ongoing vision research by Research to Prevent Blindness (RPB), the world's leading voluntary organization supporting eye research.

RPB has a strong history of supporting vision research at the UI. Recently funded projects include the development of a gene replacement strategy for a form of retinitis pigmentosa and modeling methods of vascular endothelial cell loss to provide new information about macular degeneration.



“Support from RPB is vital to projects in key research areas with clinical implications. Progress involving induced pluripotent stem cell technology, perimetry and imaging measurement, and modeling of cellular and molecular changes in macular degeneration is bringing us closer to effective treatments and potential cures for eye diseases,” said **Keith Carter, MD**, professor and head of ophthalmology and visual sciences, who also holds the Lillian C. O'Brien and Dr. C.S. O'Brien Chair in Ophthalmology.

To date, RPB has awarded more than \$4 million in support to UI investigators.

---

**Thomas Casavant, PhD**, professor of electrical and computer engineering with joint appointments in biomedical engineering and ophthalmology and visual sciences, has been named a Fellow of the American Institute for Medical and Biological Engineering. He is being recognized for outstanding contributions in the fields of parallel and high performance computing, bioinformatics, genomics, and computational biology.

Dr. Casavant, holds the Roy J. Carver, Jr. Chair in Bioinformatics and Computational Biology and directs the Center for Bioinformatics and Computational Biology.

## UI researcher receives funding to study glaucoma in dogs

A University of Iowa vision researcher was awarded an \$87,480 grant to study genetic markers of glaucoma in dogs, with hopes the research will bring him closer to identifying markers in humans with the same disease.

The American Kennel Club Canine Health Foundation presented the grant to **Markus Kuehn, PhD**, associate professor of ophthalmology and visual sciences, for his research with glaucoma and basset hounds.

One particular type of glaucoma, primary angle closure glaucoma, occurs in several breeds of dogs but is more prevalent in basset hounds, Kuehn said. The same glaucoma occurs in people.

“It occurs naturally in these dogs, but in people we don't really know what causes it,” he says. “One reason I'm interested in these dogs is that this disease models a human disease, so we could effectively find genetic markers for both the dogs and people.”

Glaucoma is an adult-onset recessive disease. For dog breeders, not knowing whether a dog is genetically predisposed to glaucoma makes it difficult if not impossible to eliminate the gene from future generations. By identifying the gene through a simple blood test, Kuehn said breeders will be able to effectively stop breeding certain dogs and stop the bloodline from producing future carriers.

“The Canine Health Foundation wants to identify dogs who are prone to develop the disease,” Kuehn says. “They would like to have some kind of a genetic marker that allows them to determine which dogs are carrying the recessive gene.” Kuehn adds, it's possible that once the gene is identified, future generations may have genetic testing performed and the breed could be rid of this form of glaucoma in five to six years.

Blood samples from the dogs participating in the new study will be drawn by authorized veterinarians and sent to Kuehn's lab. All of the dogs will remain with their owners, regardless of where in the United States their kennels are located.

One of the biggest challenges facing the study is a low number of samples. Kuehn says some breeders aren't eager to admit they have the glaucoma in their bloodline and may hesitate to participate in the study. He hopes to draw more interest nationally.

Kuehn says that the genetic markers for primary angle closure glaucoma (PACG) should be identified by the end of the two-year grant period. From there, he says, his lab can take the study findings and quickly adapt it to human PACG.

“We would know where to look for the gene, so identifying it in humans could really take less than a year,” he says.



*“One reason I'm interested in these dogs is that this disease models a human disease, so we could effectively find genetic markers for both the dogs and people.”*

## Regional vision research symposium this July

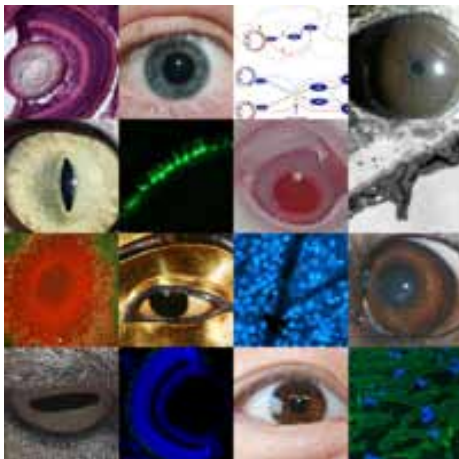
Vision researchers are invited to attend the 5th Annual Midwest Eye Research Symposium on July 6. Hosted and sponsored by the University of Iowa Institute for Vision Research, the event provides a regional forum for scientists in vision related fields to present their findings and to facilitate opportunities to develop professional growth.

For more information, contact:

[eyeinterestgroup@uiowa.edu](mailto:eyeinterestgroup@uiowa.edu)

or visit:

<http://webeye.ophth.uiowa.edu/eig>



## 2012-2013 Clinical Conference Series

Ophthalmologists mark your calendar and plan to join us for continuing education the upcoming academic year. Our next Clinical Conference Lecture Series includes:

- |                       |  |
|-----------------------|--|
| <b>Sept. 21, 2012</b> | Cornea and External Diseases – Anthony Aldave, MD, Jules Stein Eye Institute                         |
| <b>Oct. 12, 2012</b>  | Cataract / Comprehensive Ophthalmology – Johnny L. Gayton, MD, Eyesight Associates of Middle Georgia |
| <b>Dec. 7, 2012</b>   | Neuro-Ophthalmology – Joseph F. Rizzo, III, MD, Massachusetts Eye and Ear Institute                  |
| <b>Feb. 1, 2013</b>   | Oculoplastics - TBD  |
| <b>March 15, 2013</b> | Retina - Baruch Kuppermann, MD, PhD, University of California, Irvine                                |
| <b>April 19, 2013</b> | Glaucoma - Harry A. Quigley, MD, Wilmer Eye Institute  |

**ARVO 2012**  
Translational Research: Seeing the Possibilities

May 6 - 10  
Fort Lauderdale, Florida  
[www.arvo.org/am](http://www.arvo.org/am)

Planning to attend the Association for Research in Vision and Ophthalmology Annual Meeting in Fort Lauderdale this year? Join vision researchers and faculty from the University of Iowa for a fun social gathering on Monday, May 7 at the 15th Street Fisheries and Dockside Café. RSVP if you plan to attend by emailing [joe-schmidt@uiowa.edu](mailto:joe-schmidt@uiowa.edu)

Save the Date

## CME Opportunity for Ophthalmologists Iowa Eye Association Annual Meeting

Friday and Saturday, June 22 and 23, 2012  
Iowa City, Iowa



Sponsored by the Department of Ophthalmology and Visual Sciences,  
The University of Iowa Roy J. and Lucille A. Carver College of Medicine

This activity has been approved for AMA/PRA Category 1 Credit™

## Iowa Eye Association Annual Meeting

Iowa City, Iowa  
June 22 and 23, 2012

This year's continuing education event focuses on Retina, Comprehensive/Cataract, and Pediatric Ophthalmology.

In addition to a great line-up of speakers and interactive workshops, there will be fun social activities including our annual poker tournament, evening banquet, and golf at the Riverside Casino and Resort.

Details and registration information:

<http://webeye.ophth.uiowa.edu>

# Iowa alumni gather at AAO reception

A great time was had by alumni, faculty and friends of the department during our Iowa reception at the 2011 American Academy of Ophthalmology Annual Meeting in Orlando last fall. Additional photos may be found at: <http://iowaaao2011.shutterfly.com/>



## Who's Who...

1. E. Bo Yang, MD ('09R) and Yian Jones, MD ('08R)
2. Albert Franceschetti, MD ('70F), Sohan Singh Hayreh, MD, PhD, DSc, and Sheilagh Hayreh
3. Alejandro Leon, MD ('09F), Anna Kitzmann, MD ('08F), and Tess Young, JD
4. Karin Sletten, MD ('03F), Tom Oetting, MD ('95R), and Susan Quick, MD ('03R)
5. Angela Bratton, MD ('88MD, '93R), Christopher Blodi, MD ('84F), and Young Kwon, MD, PhD
6. Ashish Sanon, MD, Jim Folk, MD ('82F), and David Brown, MD, FACS ('93R, '95F)
7. Nandini Gandhi, MD ('10R) and Keith Carter, MD ('88F)
8. Julie and Brian Privett, MD ('11R), T. Hunter Newsom, MD ('00R)
9. Adam de la Garza, MD ('08F) and Rich Allen, MD, PhD ('99R, '00F, '06F)
10. John Fingert, MD, PhD ('04R, '06F), Ayad Farjo, MD, Karin Sletten, MD ('03F), and Tom Weingeist, PhD, MD ('75R, '76F)
11. Erin Shriver, MD ('06R), Andy Lee, MD, Hilary Beaver, MD, and Julie Doan
12. Dennis Gordy, MD, FACS ('73MD, '78R), John Wood, MD ('79MD), and Gary Prodanovich, MD ('81R)
13. Matt Ward, MD ('12R), Jim Howard, MD ('05R, '07F), Rich Allen, MD, PhD ('99R, '00F, '06F), and Conley Call, MD ('11F)



Join us at the 2012 AAO meeting  
in Chicago!

**Sunday, November 11, 2012**

6:30 pm - 9:30 pm

**Swissotel Chicago**

Edelweiss Penthouse - 43rd Floor  
323 East Wacker Drive



University of Iowa Health Care  
Department of Ophthalmology and Visual Sciences  
200 Hawkins Dr., 11136 PFP  
Iowa City, IA 52242-1091

**If you are interested in receiving this publication electronically or if you wish to be removed from the mailing list, please send an email specifying your desire to: [iowaeyecare@uiowa.edu](mailto:iowaeyecare@uiowa.edu)**

## Upcoming events

- Apr. 19-20      **Resident and Fellow Research Day**, Iowa City
- May 6-10        **ARVO 2012 Annual Meeting**, Fort Lauderdale
- May 7            **Iowa Alumni Reception at ARVO**, Fort Lauderdale
- May 18          **14th Annual Iowa Optometric Conference**, Iowa City
- May 29          **Annual Spring Dedication Ceremony** at the Iowa Lions Donor Memorial & Healing Garden, Iowa City
- June 22-23      **Iowa Eye Association Annual Meeting**, Iowa City
- June 22          **Ophthalmic Nurse / Technician Conference**, Iowa City
- June 25          **Resident and Fellow Graduation Ceremony**, Iowa City
- July 6            **5th Annual Midwest Eye Research Symposium**, Iowa City
- Sept. 27-29     **UI Homecoming Reunion Weekend** (College of Medicine Classes of '77, '82, '87, '92, and '02), Iowa City
- Nov. 10-13      **AAO – 2012 Annual Meeting**, Chicago
- Nov. 11          **Iowa Eye Association Alumni Reception at AAO**, Chicago

### **2012-2013 Clinical Conference Series**

(see inside for details)

Sept. 21 – *Cornea and External Diseases*

Oct. 12 – *Cataract / Comprehensive*

Dec. 7 – *Neuro-Ophthalmology*

Feb. 1 – *Oculoplastic Surgery*

March 15 – *Retina*

April 19 – *Glaucoma*

**Check our website for the latest news, dates and event information.**

**<http://webeye.opth.uiowa.edu>**